

The TP150 multi-band antenna system from Holkirk is renowned for its compact size, lightweight and powerful performance which has been designed to excel for today's demanding satellite applications.



The Eutelsat characterized Holkirk TP120 has been designed to excel in today's challenging world.

With a simple no-tools approach to assembly, high quality materials and designed to enable long reliable lifetime operation and user friendly but powerful antenna control unit make the TP120 the choice for many users around the world.

Ease of Use

The user-friendly modular design of the TP120 antenna allows for simple, fast and accurate location and acquisition of the satellite, either as a manually controlled mount or as a fully auto pointing and motorised system, there are no tools required to assemble the TP150.

Versatile

The novel light weight and sturdy tripod design includes a truly versatile HPA cradle which can accommodate a wide range of third party HPA's up to 400W in X, Ku and Ka-bands, neatly doing away with the long lengths of fragile flexible waveguide normally associated with flyaway systems.

Revolutionary

The main reflector is manufactured from high quality carbon fibre and is supplied in six easily assembled petals that employ a revolutionary spherical dowel locking mechanism to ensure perfect alignment.

Control

The TP150 can be equipped with the Holkirk AIM MOBILE for seamless operation in Tri-Band operation with auto-sensing frequency band, 30 satellite database, BUC/TWT integrated M&C and graphical user interface.

Integration

The TP150 can form the heart of a secure communication network. With off-air monitoring, RF over fibre links and ruggedised electronics.

Applications

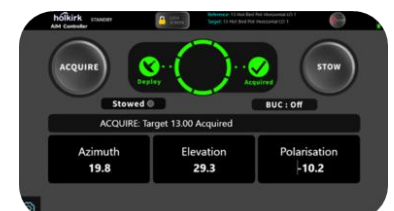
DSNG / Broadcast applications

Quad-Band secure communications

Non-GEO orbit tracking

Satcom as a Managed Service

- C, X, Ku and Ka-Band
- Quick deploy assembly (under 5 minutes)
- No assembly tools required
- High gain carbon fibre reflector
- BUC/TWT integration
- Light weight IATA compliant
- Compact and robust
- Full auto-pointing options AIM MOBILE
- Manual Pointing AIM ASSIST
- Inclined non-GEO tracking
- Optional ruggedised electronics
- Holkirk QC Quick-Connect system
- RF over fibre integration
- Off-air M&C control



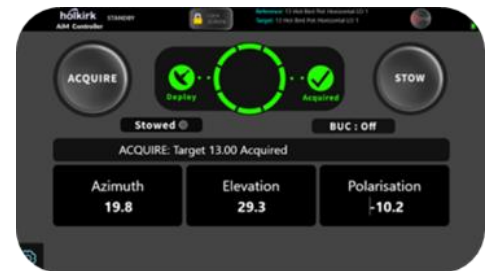
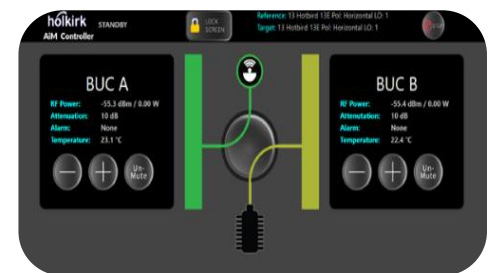


TP150

1.5M Terminal in C, X, Ku and Ka-Band

Specifications

Antenna diameter:		150 cm
Geometry:		Single offset
Reflector material:		Carbon fibre
Azimuth range:	Course	+/- 360°
	Fine (motorised)	+/- 90°
Elevation range:		10° to 90°
Polarisation range:		+/- 95°
Temperature		
	operational:	-20°C to +55°C
	survival	-30°C to +60°C
	storage	-40°C to +70°C
Wind speed	operational:	40mph (68kph)
	survival:	60mph (97kph)
Power consumption:	Idle	10W
(not including BUC power)	Pointing	120W
Antenna Radiation Pattern:		ITU-RD-580-5
Operating Humidity		100% condensing
Rainfall Maximum		100 mm/h (4 in/h)
	Altitude	Up to 3,000 m (9,850 ft)
	Survival	Up to 10,000 m (32,800 ft)



	C-Band	X-Band	Ku-Band	Ka-Band
Receive				
Polarisation:	Circular	Circular	Linear	Circular
Frequency band:	3.4-4.2GHz	7.25 – 7.750GHz	10.70 – 12.75GHz	17.7 – 22.2GHz
RX Gain:	34.3dBi	39.5 dBi	43.7 dBi	47.1 dBi
Transmit				
Polarisation:	Circular	Circular	Linear	Circular
Frequency band:	5.85-6.425GHz	7.90 – 8.40GHz	13.75 – 14.5 GHz	27.5 – 31GHz
Gain:	37.0dBi	40.3 dBi	45.5 dBi	51.0 dBi
Polarisation:	-30dB	-30dB	-35dB	-30dB